

Lento moderato. (♩ = 80)

Bose® TriPort™ headphones

BOSE®

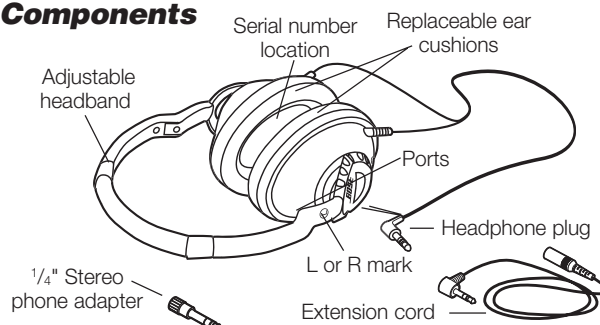


Your Bose® TriPort™ headphones

Your TriPort headphones

Thank you for purchasing **TriPort** headphones. With Bose technology, advanced ergonomic design, and high-quality materials, these headphones provide a unique combination of high-performance audio, style, and comfort. Patented **TriPort** headphone technology delivers deep, rich, bass response – faithfully reproducing source material without the need for artificial electronic bass boost.

Components



Compatibility

These headphones can be used with a variety of sources: CD/DVD/MP3 players, personal computers, laptop computers, and home stereos.

The information below will help you determine how to connect your headphones to different audio sources:

- The single 1/8" jack fits most portable sources. No adapter needed.
- Connect the 1/4" stereo phone adapter to the headphone plug to use with home audio systems.

Specifications: Max. input power: 100mW
Sensitivity: 97 dB/1mW; Impedance: 32 ohms





Proper use of your headphones

Using your headphones

A note about electronic “bass boost”: Many portable audio devices have a bass-boost feature which electronically alters the audio signal (particularly bass frequencies) sent to the headphone jack. These bass-boost features are designed to overcome certain limitations of conventional headphones. Your **TriPort™** headphones have patented technology that delivers superior full-range sound without the need for any type of artificial electronic signal coloration. For the best audio performance, disable the bass boost on your portable audio device. Leaving bass boost on may result in exaggerated bass and potential distortion at loud volumes.

Notice the markings L and R on the headband. These markings indicate the proper position (L for left ear, R for right) to ensure proper fit and performance.

Put the headphones on and adjust them so the headband rests gently on your head and the ear cushions fit snugly (an effective seal) and comfortably around your ears (with your ears completely inside the cushions).





Caring for your headphones

Replacement parts and accessories

The replacement parts and accessories listed below can be purchased by calling Bose® customer service at 1-888-865-2700.



- Extension cord
- Drawstring carry bag
- Replacement ear cushions

Cleaning

✓ Be sure to keep the ports on the outside of each ear cup free from debris. Do not blow air into or vacuum the ports or the ear cups.

✓ Use a clean, damp cloth to remove dirt or smudges from the various headset parts. Do not allow moisture to enter the ports or inner ear cup openings.

✓ Avoid use of sprays or chemical cleaning fluids.





Cautions

Cautions

Long-term exposure to loud music may cause hearing damage. It is best to avoid extreme volume when using headphones, especially for extended periods.

Do not use headphones when operating a motor vehicle or where the inability to hear outside sounds may present a danger to you or others.

Sounds that you rely on as reminders or warnings may have an unfamiliar character when you are using headphones. Be aware of how these sounds may vary in character so you can recognize them as needed.

Do not sit on or allow the headphones to be immersed in water.

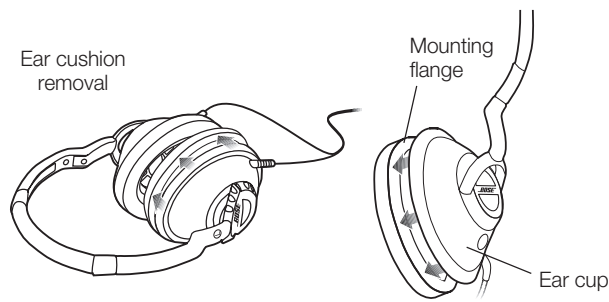




Ear cushion reattachment

If the ear cushions come off your headphones, reattach them as follows:

1. Fit the mounting flange inside the rim of the ear cup.
2. Make sure it attaches smoothly and uniformly within the entire ear cup. (Do not remove the ear cup lining material).



Ear cushions may need to be replaced due to normal wear and tear. To order replacement ear cushions, call 1-888-865-2700.

Warranty

Please see Warranty Card for information.



Troubleshooting

Problem	Possible Cause	Solution
Distorted bass	Audio ports blocked	✓ Clear ports
Distorted bass	Source material	Try another CD or audio source or *
Too much bass	Bass boost from audio source turned on	Turn off bass boost or *
No sound in one ear	Audio jack not fully connected	Push connector in or *
No sound in both ears	Faulty audio jack	Try another audio source or *
No sound	Electrical short circuit	*

✓ See “Components” for diagram.

* If problem persists, call Bose® customer service at 1-888-865-2700.

Related Bose product

For the consumer seeking the benefits of noise-canceling technology, Bose offers the **QuietComfort™ Acoustic Noise Cancelling®** headphones. The **QuietComfort headphones** use patented technology to dramatically reduce noise and deliver Bose quality sound, allowing you to enjoy your music in noisy places. For information on the **QuietComfort Acoustic Noise Cancelling** headphones, contact Bose Corporation at 1-800-637-8781. From outside the United States, call 1-508-766-1942. Or visit the Bose web site at www.bose.com

The background of the page is a grayscale image of a musical score. It features several staves of music with various notes, rests, and dynamic markings such as 'p', 'cresc.', 'dim.', and 'dolce'. The score is slightly blurred and has a curved, flowing appearance.

Contact information/Customer service

USA

Tel: 1-888-865-2700

Fax: 1-508-766-1919

Outside USA

Tel: 1-508-766-1900

Fax: 1-508-766-1919

World Wide Web

www.bose.com

BOSE
Better sound through research.

Bose®, TriPort™, QuietComfort™ and Acoustic Noise Cancelling®
are registered trademarks of Bose Corporation.
©2002 Bose Corporation, The Mountain, Framingham, MA 01701-9168 USA
263361 AM Rev.01 JN20820
Printed in Taiwan